



## Citation Analysis of the Journal ‘Economic Affairs’

\*<sup>1</sup>Dr. Bhagwan Tukaram Chaudhari

\*<sup>1</sup>Director of Library and Information Science, GVS Arts College Bamkheda, Maharashtra, India.

### Abstract

This paper is discussing citation analysis of the journal, ‘Economic Affairs’. It is a government journal published by ‘Agricultural Economics and Social Science Research Association’ (AESSRA). The article discusses no. of articles, citations, authors, books, websites referred in the four issues of the journal. Along with types of cited documents it also discusses the issues in different years and articles in different issues. The journal focuses on the authorship pattern in the articles of the journals, books referred and web documents.

**Keywords:** Citation, authorship pattern, citation index

### Introduction

‘Economic Affairs’ is a journal published by ‘Agricultural Economics and Social Science Research Association’ (AESSRA) it is an organization registered at New Delhi. It works for the development of agriculture and society. Its registration number is IN-DL34373942938096R. It aims “to advance and improve the quality of Education and unite researchers in the field of Agricultural Economics, Extension and Social Science”. Economic Affairs’ ISSN Number is 0424-2513.

Key objectives of the publishers are as following-

- “To promote the study of agricultural economics and social science problems.
- To uphold the dignity and unity of academic and research in agricultural economics/social sciences.
- To publish journals/books/mimeographs as per National & International Standards.
- To promote and improve the teaching, research and extension in agricultural economics/social sciences for the interest of the academics.
- To construct association office building/conference hall/seminar hall for the promotion of research in the area of agricultural economics/social sciences.
- To improve the standard of Agricultural Economics/Social Science Education as per National & International standard.
- To promote advancement of scientific knowledge and to foster spirit of research & up-gradation of knowledge amongst members.

- To engage and assist in philanthropic activities as may be deemed appropriate by the Governing Body of the Society from time to time.”

Chief Characteristics of Economic Affairs are-

- It is an open access, peer reviewed journal.
- It is free of cost and all articles are available in HTML and PDF formats.
- Easy availability of statistical data and citation.
- Author Support is excellent.
- Online Manuscript submission System is easy and friendly.

“Articles in Economic Affairs are open Access under Creative Commons Attribution-Non Commercial-No Derivatives 4.0 International License (CC BY)”. This certificate allows users reading, “distribution and reproduction in any medium, provided the original work is properly cited, is not changed in any way, and is not used for commercial purposes”.

Following Table shows the detailed information of year (volume) wise and Issue wise distribution of the Articles and Citations observed by me in the “ECONOMIC AFFAIRS” Journal. I found that, there are 5 volumes (V59 to V63) with 4 issues (1 special issue in V59, Year 2014). i.e. total 21 issues with 491 articles. The total citations observed are 6988.

**Table 1:** Chronological order of Issues, Articles and Citations in Economic Affairs Journal.

Year	Volume	Quarter/Issue	No. of Articles	Cumulative Total of Articles	No. of Citations	Cumulative Total of Citations
2014	V59	I	10	10	172	172
		II	19	29	220	392
		III	14	43	176	568
		IV	28	71	484	1052
		Special	14	85	119	1171
2015	V60	I	23	108	283	1454
		II	25	133	276	1730
		III	18	151	288	2018
		IV	30	181	343	2361
2016	V61	I	25	206	265	2626
		II	20	226	273	2899
		III	25	251	404	3303
		IV	21	272	255	3558
2017	V62	I	25	297	502	4060
		II	19	316	321	4381
		III	24	340	428	4809
		IV	19	359	218	5027
2018	V63	I	35	394	483	5510
		II	38	432	484	5994
		III	26	458	349	6343
		IV	33	491	645	6988
Total	5 Volumes	21 Issues	491		6988	

**Analysis of Citations of Economic Affairs Journal**

Table 2 gives the brief information about articles and citations for the five years under study (2014 to 2018). Table also shows the year wise cumulative growth in the articles and

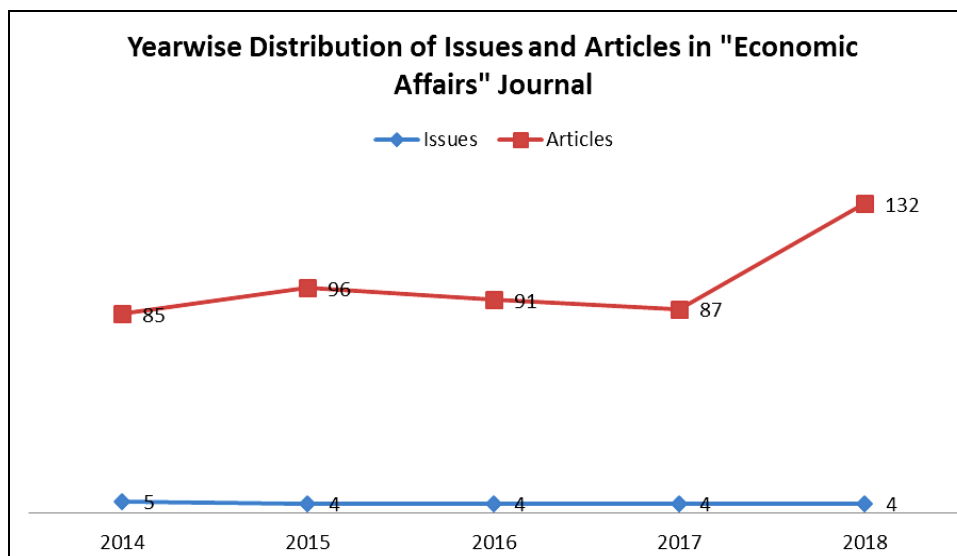
citations. It is seen that total 491 articles were found with 6988 citations, which means that there are average 14.23 citations for every article.

**Table 2:** Chronological order of Issues, Articles and Citations in Economic Affairs Journal

Year	Issues	Articles	Cumulative Total of Articles	Citations	Cumulative Total of Citations	% Citations	Citations Per Article
2014	5	85	85	1171	1171	16.76%	13.77647
2015	4	96	181	1190	2361	17.03%	12.39583
2016	4	91	272	1197	3558	17.13%	13.15385
2017	4	87	359	1469	5027	21.02%	16.88506
2018	4	132	491	1961	6988	28.06%	14.85606
Total	21	491		6988		100.00%	14.23218

Figure 1 shows the Year wise distribution of the number of issues and articles in "Economic Affairs" journal. It is clear that there are maximum 132 articles (26.88%) found in year

2018, while minimum 85 articles (17.31%) found in year 2014.



**Fig 1:** Year-wise Distribution of Issues & Articles

Figure 2 shows the Year wise distribution of the number of articles and respective citations in “Economic Affairs” journal. It is clear that there are maximum 1961 citations

(28.06%) found in year 2018, while minimum 1171 citations (16.76%) found in year 2014.

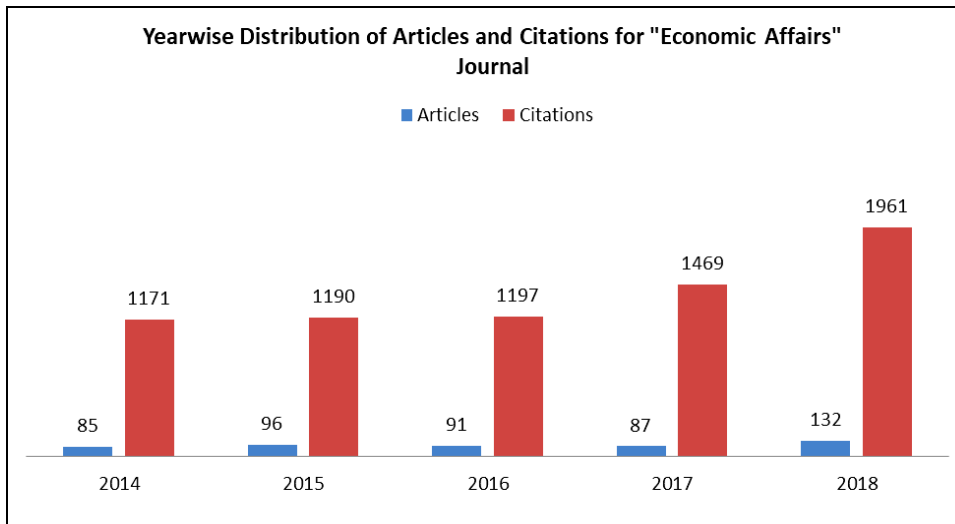


Fig 2: Year-wise Distribution of Articles and Citations

**Types of Cited Documents (form-Wise)**

Table 3 illustrates the form-wise distribution of the citations observed in the “Economic Affairs” Journal for the period under study. I choose five types (forms) of the cited documents as, Journal, book, Proceedings, website (web

resource) and others (including Thesis, Reports, News and Manuscripts etc.). It is found that Journals are the most cited document, followed by others, books, websites and proceedings.

Table 3: Type of Cited Documents (form-wise) for Economic Affairs journal

Year	Journal	Book	Proceedings	Website	Others	Total	Year-wise Contribution (%)
2014	657	238	31	34	211	1171	16.76%
2015	870	107	5	27	181	1190	17.03%
2016	543	123	91	91	349	1197	17.13%
2017	854	176	88	75	276	1469	21.02%
2018	1108	184	96	134	439	1961	28.06%
Total	4032	828	311	361	1456	6988	100.00%
% Doc	57.70%	11.85%	4.45%	5.17%	20.84%	100.00%	

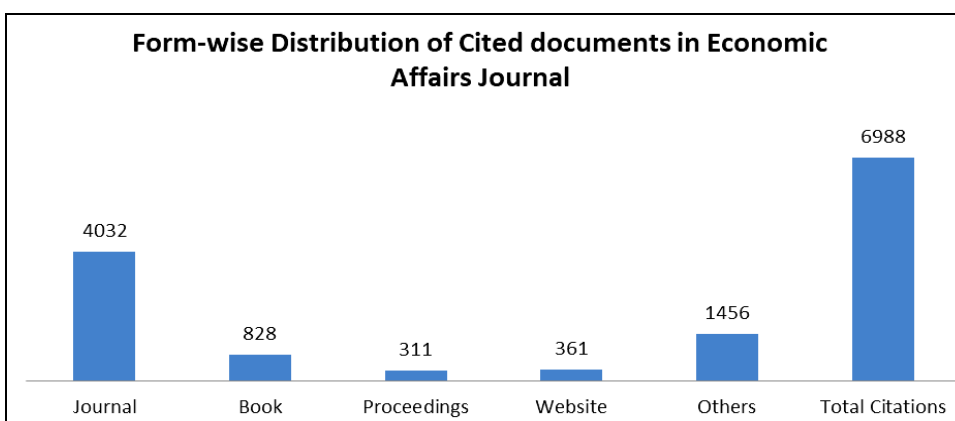


Fig 3: Form-wise distribution of Cited Documents

Figure 3 gives the brief figures of the certain types of documents cited during the period under study. It is clear that

journal (57.70%) is most cited document than any other document.

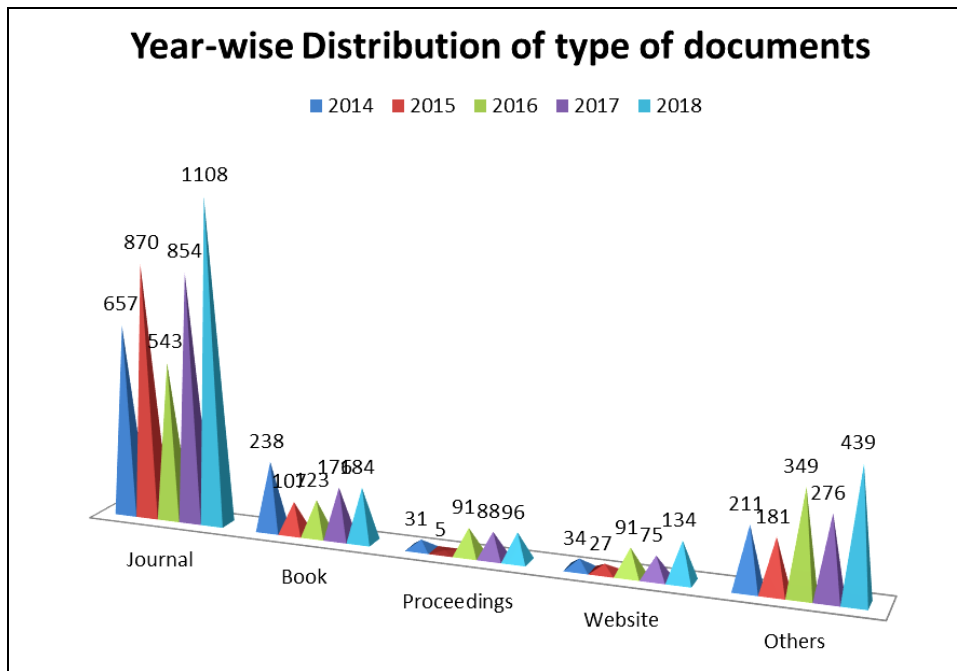


Fig 4: Form-wise & Year-wise Distribution of Cited Documents

Figure 4 illustrates the detailed numbers of the documents (form-wise) during the period under study (2014-2018). It is clear that journals are always the most cited document for every year. Proceedings and web resources are less cited documents.

**Chronological Distribution of the Cited Documents for “Economic Affairs” Journal**

Table 4 and Figure 5 shows the Chronological distribution of the cited documents for “Economic Affairs” Journal. I divided the citations between groups of 10 years (decade). It is clear that the decade 2001-2010 found the major number of 2690 citations (38.49%) followed by the decade 2011-2018 with 27.90% citations and 1991-2000 with 18.60% citations. It is clear that authors prefer to use recent data/references for their study.

Table 4: Chronological distribution of the cited documents

Publication Years	No. of Citations	% Contribution
1901-1910	0	0.00%
1911-1920	1	0.01%
1921-1930	2	0.03%
1931-1940	2	0.03%
1941-1950	9	0.13%
1951-1960	99	1.42%
1961-70	63	0.90%
1971-80	296	4.24%
1981-1990	461	6.60%
1991-2000	1300	18.60%
2001-2010	2690	38.49%
2011-2018	1950	27.90%
undefined	115	1.65%
Total	6988	100.00%

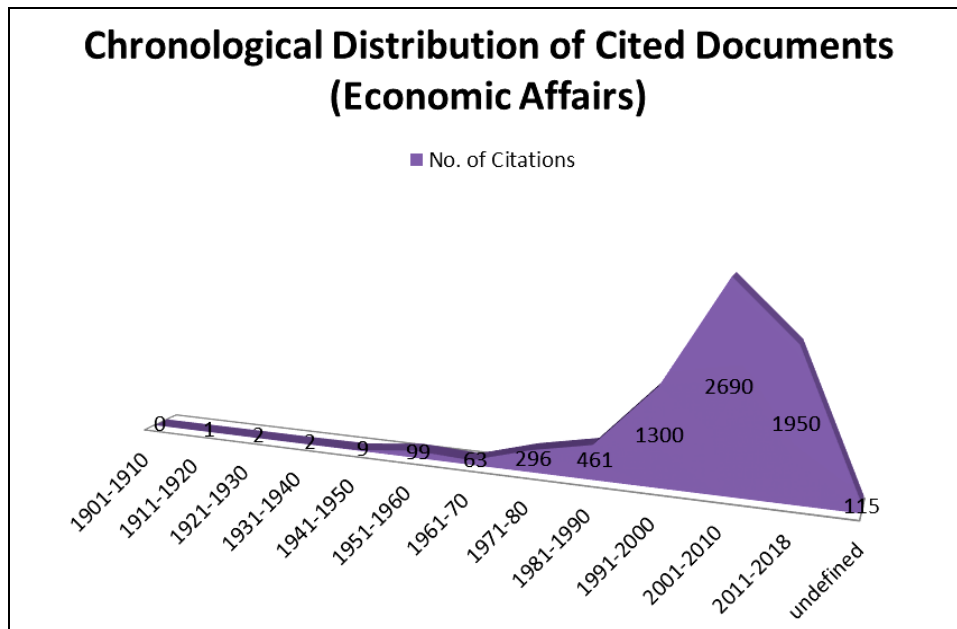


Fig 5: Chronological Distribution of Cited Documents

**Authorship Pattern of Cited Documents for “Economic Affairs” Journal**

Table 5 & Figure 6 shows the authorship pattern of cited documents for “Economic Affairs” Journal. It is clear that the

number of citations with single author is 2395 (34.27%) and the other citations are of multiple authors (65.73%).

Table 5: Authorship Pattern

No. of Authors	Journal	Book	Proceedings	Website	Others	Total	Contribution (%)
Single	1180	415	110	78	612	2395	34.27%
Two	1475	223	109	14	268	2089	29.89%
Three	819	44	77	9	131	1080	15.46%
Four	262	20	0	4	59	345	4.94%
Five	94	14	15	3	5	131	1.87%
Six	71	1	0	3	1	76	1.09%
More than 6	131	111	0	250	380	872	12.48%
Total	4032	828	311	361	1456	6988	100.00%

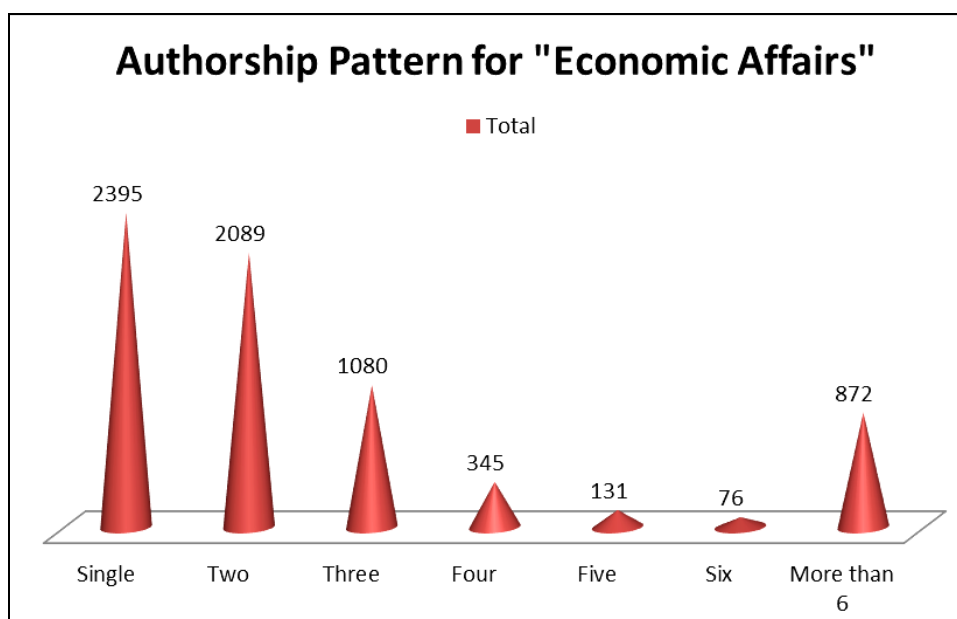


Fig 6: Authorship Pattern (for total citations)

Therefore we can find the collaboration index as follows:  
 $C = Nm / (Nm + Ns)$

Where,  $Nm$ = Number of citations with multiple authors  
 $Ns$ = Number of citations with single author

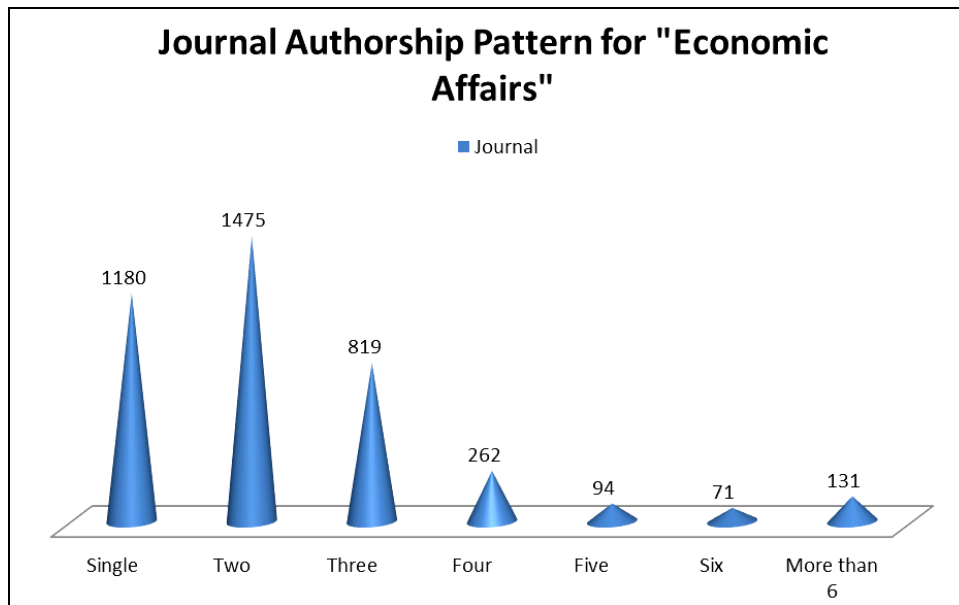
$\therefore C = 2395/6988 = 0.34$

Figure G shows the authorship pattern for the journal citations only. It is seen that among 4032 journal citations there are

1180 citation (29.27%) with single author and 2852 citations (70.73%) with multiple authors.

$\therefore$  the collaboration index is,  $C = Nm/(Nm+N_s)$ ,

$\therefore C = 1180/4032 = 0.29$

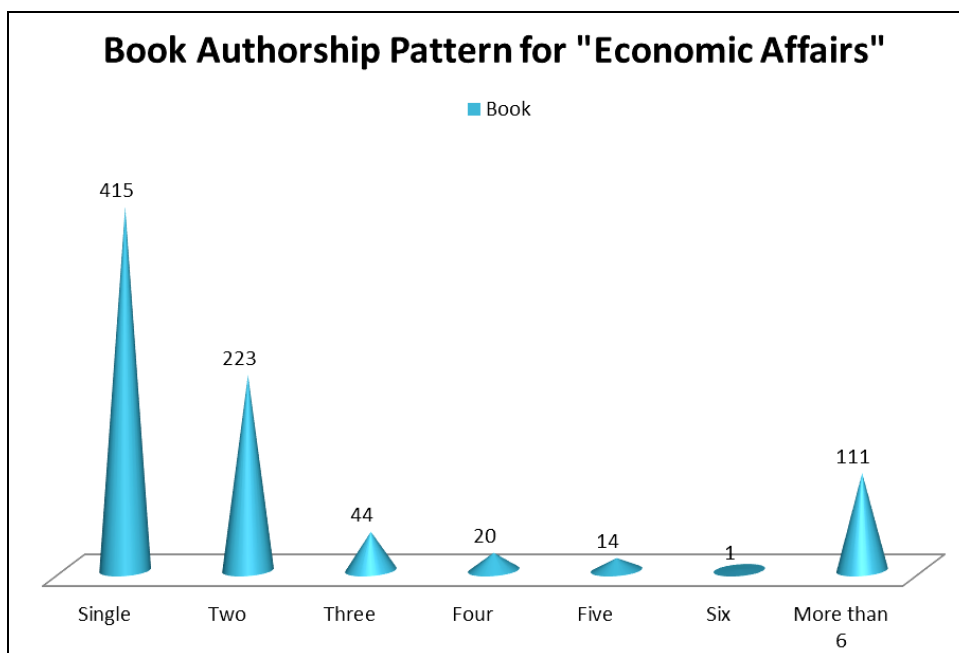


**Fig 7:** Authorship Pattern (for 'Journal' citations)

Figure 8 shows the authorship pattern for the book citations only. It is seen that among 828 journal citations there are 415 citation (50.12%) with single author and 413 citations (49.88%) with multiple authors.

$\therefore$  the collaboration index is,  $C = Nm/(Nm+N_s)$ ,

$\therefore C = 415/828 = 0.5012$



**Fig 8:** Authorship Pattern (for 'Book' citations)

Thus, above are the results of the citation analysis of the 'Economic Affairs' journal.

**Conclusion**

Thus, above are the results of the citation analysis of the 'Economic Affairs' journal. Following are the concluding remarks-

i). While studying the Year wise distribution of articles in the Economic Affairs journal it is observed that,

maximum 26.88% articles were present in year 2018, while minimum 17.31% articles in year 2014.

ii). Total 6988 citations were appended to the total 491 articles published in the Economic Affairs journal, during years 2014-2018. Maximum 14.23% citations were observed in year 2018 while minimum 12.39% citations in year 2015.

iii). Average Citation per Article 14.23. It means that three are 14 citations on an average per article of Economic Affairs during the period under study (2014-2018).

- iv). Among 6988 citations, Journals got the maximum 4032 citations (57.70%), while the Proceedings got only 311 citations (4.45%). So, it is suggested that the other forms of references have also to be increased by the researchers.
- v). The number of citations with single author is 2395 and the other citations are of multiple authors 4593

### References

1. Martyn LA. User studies in library planning. *Library Trends*, 1976, 24(3).
2. Ziman JM. *Public knowledge: An essay concerning the social dimension of science*. Cambridge University Press, 1968.
3. Paul M, Roy R. *Developing horizons in Library and Information Science*. Print well Publication, CT: Jaipur, 1983, 226.
4. Schneider JM. Introduction to bibliometrics for construction and maintenance of thesauri. *Journal of Documentation*. 2004; 60(5):524-549.
5. Wormell I. Informatics: an emerging sub discipline in information science. *Asian Libraries*. 1998; 7(10):257-268.